

Typography 1 | Project: National Places

Keli DiRisio, Roblyn Powley

Project: "National Places" Informational Pamphlet Series

Design Requirements/Deliverables:

Create a set of two *typography-focused, visually related* informational pamphlets on nationally recognized landmarks. Each pamphlet will include a center-fold style poster. Pamphlets and posters will utilize an assigned grid inspired by Vignelli's National Parks Uni-Grid.

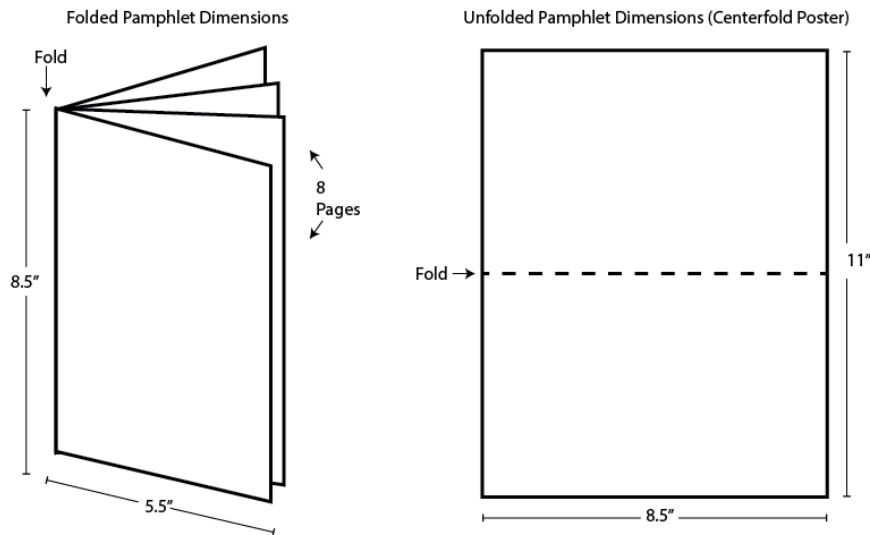
Technical Requirements:

TWO Pamphlets, 8 Pages, with a centerfold style poster

Dimensions:

Folded 5.5"x8.5" (vertical/portrait)

Unfolded 8.5"x11" (vertical/portrait)



Typefaces Allowed:

- Up to 2 typefaces from the "Approved" list (one Serif, one Sans)
- *PLUS* ONE (1) Display Typeface (from Adobe fonts) of your choosing

Color Palette: Full Color Allowed

Grid: Must use the assigned grid.

CONTINUED ON PAGE 2...

Typography 1 | Project: National Places

Keli DiRisio, Roblyn Powley

Content Requirements

****-> Each pamphlet must include ALL of the following: <-****

Content Provided:

- **Title** (Official Park/Place Name + State)
- **Body Copy:** "Intro Paragraphs" and "Additional Information" (Required Copy Documents can be found in MyCourses)

Content You Must Find:

- **Contact Info**
 - Specifically: Address, Visitor Information Phone Number,
 - "[nps.gov](https://www.nps.gov)", and "[nationalparks.org](https://www.nationalparks.org)",
 - OR
 - "[nationalforests.org](https://www.nationalforests.org)", and "fs.usda.gov"
- **Establishment Year**
- **Open Hours**
- **Entrance Fees**
- **Tagline or Slogan for the location**, this can come from the provided copy, or you can write it yourself based on the information you find.
- **Special Interest Inset:** An additional set of information based on your assigned copy and additional research, 150min-300max words (examples: weather facts, information about a specific activity/animal/feature, something of historical interest, etc)
- **Images (min 4, max 6)**, correctly captioned and credited.

FINAL DELIVERABLES:

- 2 8-PAGE BOOKLETS, CENTER STAPLED
- Printed in color on good quality paper, with bleeds as appropriate
- Packaged .indd files
- A multi-page process document showing your sketches, color studies, type studies, moodboards, and iterations (pdf).

Typography 1 | Project: National Places


Keli DiRisio, Roblyn Powley

REQUIRED GRID:


Inspired by the Vignelli Uni-Grid; read more about the Uni-Grid [here](#).

Download the .indd template in MyCourses


Cover:



Interior Spread:



Vertical Interior (Poster) Spread:



Typography 1 | Project: National Places

Keli DiRisio, Roblyn Powley

LIST OF PLACES: CHOOSE ANY TWO (2)

National Monuments and Historical Parks

1. Birmingham Civil Rights National Monument (AL)
2. Booker T Washington National Monument (VA)
3. Cesar E. Chavez National Monument (CA)
4. Fort Pulaski National Monument (GA)
5. Nez Perce National Historical Park (ID, MT, OR, WA)
6. Women's Rights National Historical Park (NY)
7. Independence National Historical Park (PA)

National Forests and Seashores

1. Tongass National Forest (AK)
2. Caribou-Targhee National Forest (ID)
3. Apache-Sitgreaves National Forest (AZ)
4. Tonto National Forest
5. Salmon Challis National Forest
6. Ebey's Landing
7. Gulf Islands Seashore

National Parks

1. Kenai Fjords National Park (AK)
2. Haleakalā National Park (HI)
3. Arches National Park (UT)
4. Isle Royale National Park (MI)
5. Olympic National Park (WA)
6. Redwood National and State Parks (CA)
7. Acadia National Park (ME)